

# *Cameralderie*

The Newsletter of the NIH Camera Club, Bethesda, MD Vol. 60 (2); October 2020



**By John Norvell**



# The NIH CAMERA CLUB

# October 2020 Table of Contents



CALENDAR OF EVENTS.....	2
INFORMATION ABOUT OCTOBER MEETING (ZOOM).....	3
PRESIDENT'S CHAT.....	4
PSA REP RAP.....	5
MID ATLANTIC PHOTO VISIONS (FORMERLY NATURE VISIONS).....	6
MARYLAND PHOTOGRAPHY ALLIANCE .....	7
IMAGES FROM CRITIQUE SEPTEMBER MEETING .....	8-10
MEET THE BOARD 2020.....	11-13
CLUB FIELD TRIP UPDATE.....	14
COMPETITION TOPICS 2020-21 .....	15
NOVEMBER JUDGE BIO.....	16
HOW TO SUBMIT YOUR IMAGE ON THE NIH CC WEBSITE .....	17
EDUCATIONAL OPPORTUNITIES .....	18
NOVEMBER EDUCATIONAL: TONI ROBINSON PRESENTS.....	19
NIH CAMERA CLUB MEMBERS IMAGES IN THE NEWS.....	20-22
BETTER QUERY SAUL.....	23-25
FAMOUS PHOTOGRAPHER SERIES .....	26-29
WEBSITE INFORMATION.....	32
BOARD MEMBERS AND MEETING INFORMATION.....	33
MEMBERSHIP APPLICATION AND RENEWAL FORM.....	34



November: Deadline for submissions:  
 Thursday November 5 at 11:59pm.  
 Street Photography (see pg 17 for more info)  
 November 10: Meeting 7pm



# NIH Camera Club November 10 at 7pm Will be held on ZOOM

**VERY IMPORTANT**



The Club will hold monthly meetings **September 2020 - June 2021**, on the second Tuesday of each month. Until the next announcement, the meetings will be held virtually. Competitions will be held in two categories: color digital (either Novice or Advanced) and monochrome digital (either Novice or Advanced). Each member may enter up to 2 images in each category.



A ZOOM link will be sent a few days ahead of the meeting. You do not need a video cam to participate.






# President's Chat

## October 2020

### By Margaret Sprott



Our camera club continues to do well and remains active during this chaotic time with the pandemic and an upcoming USA election. We have had a few members drop out of the club, some only temporarily, but we have more new members too. I have a little hard time keeping track of all of them but I know **Jacob Chang** and **Brandon Kim** have joined recently. **Karen Goldman**, our new Membership Chair, and I are always glad to hear from **Stan Collyer** when a new member joins the club.

We send our condolences to **Kathleen Blake**, who is on the Field Trip Committee, because she just lost her mother. She is fortunate to have siblings to help her through this difficult time.

I was very sorry that **Melissa Park** had to resign as Communications Director because of her workload and many family duties. We thank her for all she has done in that capacity and will miss her. **Peter Dunner, Program and Education Chair**, has also resigned his position and of course we will miss his ability to find good judges and speakers.

Because of these resignations, I am asking for volunteers to fill these positions. The Communications Director sends out reminders about when images are due for the competitions and critiques and reminders for all the meetings and educational programs. **Maureen Gardner, Field Trip Chair**, will continue to send all information about field trips as she has been doing. **Diane Poole**, our very capable **Newsletter Editor** will continue to send messages regarding the newsletter. I will send reminders with the help from **Jim Turner** until someone else volunteers to do that job.

The Program/Educational Chair is responsible for arranging judges for the meetings and for finding speakers for the educational sessions. Judges are arranged for all meetings through June, 2021 and educational sessions are arranged through January 2021. That means that the new person will have some time to line up educational programs for February through May. These are board positions but the board only meets about three times per camera club year.


Because all meetings are via Zoom until further notice, the club is working on buying a Zoom account so that our members who have been using their personal accounts, which requires them to be at the meetings, will have some relief. You will be notified if and when these arrangements are completed. We are also considering taping the educational session which would only be done if the speaker agrees to it.

I'm hoping that all of you are able to find some enjoyable activities that take you outside where you can "social distance" and stay safe. I also hope you can keep in touch with family and friends. I have been able to do that by spending much more time at the computer, sending and receiving e-mails, and by having family gatherings via Zoom. I guess we are all getting better at using Zoom.

"See" you at our next competition meeting on November 10.



# PSA Rep Rap October 2020 By Dick Sprott



How much do you know about PSA chapters? Unless you have been around for a while, the answer is probably “Not Much.” Our club, NIHCC is one of twenty clubs in the DC, Delaware, Maryland and Virginia area that are part of the Mid-Atlantic Chapter (MAC) of PSA. If you are a PSA member in our club, you are automatically a MAC Member. MAC has gone through some somewhat difficult times in the past few years, but recently is getting its act together and will be much more visible. Three members of NIHCC (My Phuong Nguyen, Michael Tran, and Margaret Sprott) are now on the seven member MAC Board of Directors and Emma Beatty Howells is the MAC website developer. See it at (<https://psa-mid-atlantic-chapter.us/>). Given our significant impact in the chapter, we ought to take advantage of what the chapter can offer. Double Exposure, the MAC newsletter is emailed to every PSA member in the NIHCC. One of its features is a column “Getting to Know Your Fellow MAC Members.” If you would like to be better known in our photographic region, send a personal bio to Margaret at [Margaret.sprott@gmail.com](mailto:Margaret.sprott@gmail.com) and she might just feature you in a future issue.

The chapter also holds a couple of meetings each year to conduct business, hear interesting talks and hold competitions. There is also a chapter gallery on the chapter website and as a member you can have an individual gallery there. Social contact is tough these days and staying in contact with other folks and other interests is an important part of maintaining one’s spirits, if not one’s sanity. MAC is one more avenue for meeting others with whom you may find common interests. If you are not yet a PSA member, here is one more reason to consider joining.

# Mid-Atlantic Photo Visions October 2020

## By Ann McDermott



We are excited to offer two free virtual sessions to you this year.

Free virtual sessions are on Saturday, November 7, 2020.

Session One: November 7, 2020, 1:00 - 2:00 p.m.  
Rick Sammon - "How to Get Motivated and Stay Inspired"

Session Two: November 7, 2020, 4:30 - 6:30 p.m.  
Kristi Odom - "Photographing Local Biodiversity"

[Register Here] [<https://www.eventbrite.com/e/2020-mid-atlantic-photo-visions-mapv-tickets-115307594118>]

Photos from member club photographers that were selected by the judges to be juried are on display at the [MAPV website]. [<http://naturevisions.org/2020-competitions/>]

The People's Choice Award was voted on by club members during October.

Winners for all categories will be announced at the awards ceremony on Saturday, November 7, 2020. It will be held prior to Kristi Odom's presentation. Register for Krisit's session to see the awards ceremony.

We have our fingers crossed to be able to return to you in-person in 2021 when the risk of spreading COVID-19 is reduced. In the meantime, get out there and keep taking pictures!

2020 Mid-Atlantic  
PHOTO VISIONS

# Maryland Photography Alliance

## October 2020

by Diane Poole, NIHCC Rep to Maryland Photography Alliance (MPA)

**There are over 800 members who have joined the MPA on Facebook**

I encourage all to join. So much great information!

There are at least 20 clubs in the MPA and loads of awesome classes and information about other Club happenings.

Check out more on their website

<https://www.mdphotoalliance.org>

or join the facebook group

<https://www.facebook.com/groups/159609908820511/>



Welcome to the MPA Facebook Group  
mpa@mdphotoalliance.org  
mdphotoalliance.org

“The MPA Facebook Group was created to be the most efficient and fastest way to get the latest information from MPA, as well as MPA clubs. Learn about opportunities before anyone else regarding meetings, webinars, gallery shows, contests, seminars and much more.”

MPA will continue updating its website, as well as sending out important information via email. It is our intention to phase out the newsletter.

Steve Sattler  
President of the MPA



## October Critique



Below are a few images sent in by members who had their images critiqued by our Judge Roy Sewall. For more information about Roy and how he judges check out his Newsletter here

<https://conta.cc/3lkVBqm>



### Maureen Garder-“Sending Ripples”

This photo makes me happy. I feel lucky to have spotted its potential on a sandy path leading to Bethany Beach at mid-day in October. I love how the shadow ripples make the sand look like it's moving like waves on the ocean, and the texture of the sand. The judge said "Well this is a clever image. I think it is really well-seen by the photographer; it is an unusual view of sand." He recommended cropping a bit off the left and I do like it better. Settings: F10, 1/640 sec, 24mm (equivalent), ISO 200.



### David Terao-“Tinplate Pueblo”

The image I submitted for critique was more of an experiment in using some advanced techniques in Photoshop. The image of a heating, ventilation and air-conditioning (HVAC) unit was a good subject for using these techniques. I pass this swim center every morning while walking my dog and always wondered whether the HVAC unit sitting on the roof would make an interesting photograph. The HVAC unit reminded of an old pueblo building sitting on a cliff ledge. It might not win any awards in a camera club competition, but it was a fun project!





**John Norvell-**

We went to Shenandoah and walked through the Big Meadows, photographing the beautiful colors. But this was across the street, next to the ranger building. Taken with my Fuji and standard lens zoomed to telephoto.




**Karen Goldman-“Lotus Flower Blooming”**

This image was taken in July 2017 at Kenilworth Park & Aquatic Gardens, in Washington, D.C. Nikon D7200, 300mm, f/5.6, 1/800s, ISO 200.



**Margaret Sprott-“French Street”**

I think Roy may have suggested trying it in B&W and thought it was a mid-level image. What I had hoped was that he would comment about whether it fit the PSA definition for a photo travel image but I could not ask him that so I'm still not sure. The definition is that the Photo Travel image expresses the characteristic features or culture of a land as they are found naturally. But I did learn that it is not a really great shot.



**Diane Poole-“West Virginia Ladder”**

The Judge said this image was awkward, and uninteresting. Its ok to disagree!!! I personally really loved everything that he did not like about it.

### Dick Sprott-PSA Representative

Dick Sprott is a Ph.D. Behavior Geneticist who spent 15 years at the Jackson Laboratory in Bar Harbor, Maine before moving to Bethesda to head the Biology of Aging Division of the National Institute on Aging. During that time he obtained an Associate Degree in Photography at Montgomery College and taught photography at the National Institutes of Health for 14 years. During those years he earned Master status in the NIH Camera Club and served as its president for 5 years. He served as NIHCC president again in 2013-2014. He is a graduate of the PSA Image Evaluation Course which used to certify PSA judges and has judged for area camera clubs and the PSA Mid-Atlantic Chapter of the Photographic Society of America (PSA). He is a long time member of PSA where he serves on numerous committees, is the Area Membership Chair for the Mid-Atlantic Area, and served as co-chair of the PSA website contest for many years.



His photographic “philosophy” is based on the fact that he has always been a visual responder. Throughout his career as a ‘bench scientist’ he was only able to understand data after he converted it to graphic form. Tables of numbers did nothing for him. As a scientist, he derived his greatest satisfaction from creating order out of complexity. In his next career as a scientific administrator, he found satisfaction by solving complex problems with many of the same skills he used in the laboratory. But how does one ‘see’ an elegant administrative result?

The creation of a fine picture requires the same compulsive skills in the darkroom or digitally as are required in the lab and the same organizing vision to create the image as is required when solving other complex problems. It also requires that the maker put some real part of him or herself into the image. As a bonus, the end product is visible to oneself and to others. Success or failure is there for everyone to see.

## Suzanne Taylor Dater-Social Chair

As a child my father inspired me to love nature and animal life but I did not personally get really close to it as an art form until many years later when I took up riding and competed in equestrian sports of dressage, eventing, and field hunting, which led me to becoming Chairman of the Potomac Dressage Association and Manager of numerous national equestrian events. After I retired in 1996 from a 36-year career in the Organization of States, as Senior Program Administrator of Economic and Social Development Programs in South and Central America and the Caribbean, I decided to improve my photography skills as I continued to travel around the world to see sites I missed while I was employed so I took Richard Sprott's photography course in 2001 who told me about NIHCC which was accepting non-NIH members to the club. Dick and Margaret and club members have shown me that photography is not only an art form but a road to great friendships over the past twenty years.

Suzanne Taylor Dater



Hiking and photographing in Machu Picchu, Peru

## Karen Goldman-Membership Coordinator

I am very pleased to join the Board as the Membership Chair, giving me an opportunity to meet new members right away and help the club's hardworking leadership. Not long ago I was a new member—I joined NIHCC in 2017. I have learned a lot from the club's educational activities, field trips, and the excellent comments of the judges during the club's competitions and critiques. Although I consider my primary interest to be nature photography, the competition topics have stimulated me to get experience in other areas. Another big change is that I bought a tripod and now use it quite frequently! Having bought my first digital DSLR for an African safari in 2016, I could not have imagined that a few years later I would be the club's Photographer of the Year in the Novice Digital and Advanced Color Print categories in 2019-2020.



All of this keeps me quite busy. I am an attorney at the Federal Trade Commission, where I work on health care policy. Law is a second career for me. Before joining the FTC in 2005, I held a number of legal and postdoctoral positions at the National Institutes of Health, the National Science Foundation, and the California Institute of Technology. I enjoy bicycling and hiking. I hope to resume scuba diving when it's safe to travel after the pandemic.


# Fall Field Trips

## Maureen Gardner & Kathleen Blake

We planned four field trips for October, November, and December. These included afternoon fall colors at Lake Needwood and a morning at Great Falls (late October), a landscape lesson with David Blecman at Brookside Gardens (November), and more tickets to Glenstone sculpture park (December).

Five members participated in the Lake Needwood trip the last Saturday in October, and the conditions were less than ideal, with a flat gray sky and the leaves past their peak. But our keen-eyed members found some good subjects and made the best of the setting. We'll share some photos in the next newsletter. The next week, the Wednesday morning at Great Falls was cancelled due to lack of signups.

Each planned trip is a bit of an experiment as we navigate pandemic-related issues such as increasingly crowded outdoor venues and as we find out whether members are more receptive to morning vs. afternoon or weekday vs. weekend timing. We'll continue to look for opportunities to meet-n-greet from 6-feet, talk shop through masks, and find opportunities for good shots.





# COMPETITION TOPICS AND DEFINITIONS 2020-21



For comments or questions contact  
Margaret Sprott at [margaret.sprott@gmail.com](mailto:margaret.sprott@gmail.com)

**11/10/2020-STREET PHOTOGRAPHY**- The great spectacle of life on the streets or public places, people doing what they are supposed to do, being people. Henri Cartier Bresson talked about “the decisive moment”. Your images should tell a story be it events of daily life, activities, festivals, hanging out, begging, playing music in public. It is unacceptable to misrepresent the truth by manipulating or altering the subject matter or situation or by “staging” for the purpose of photography.

## **12/8/2020-Holiday Party Potluck**

**1/12/2021-HOLIDAYS**- The photos entered should clearly be identifiable as a particular holiday (Christmas, Ramadan, Kwanzaa, Chanukah, Holi with bright colors thrown around, Lunar New Year, etc). There are many holidays and it may not be possible for everyone to be familiar with each and the various traditions but your photograph should tell a story. Entries should try to portray these. Personal events such as birthdays and weddings are not permitted, nor are meals in an ethnic restaurant.

**2/9/2021-RED AND BLUE STATES**- The elections are over, the President is sworn in and all is said and done. Red and blue are colors but states can be referred to as “red” or “blue” as well. They can also refer to states of emotion (think about feeling blue, a red cape waved at a bull). Entries should clearly reflect one of these interpretations of “red” or “blue.” If you choose to interpret the entry as a “US State” there should be something clearly identifiable about that State in your image (For example, a Texas rodeo, something identifiable in California that would make it “blue” assuming it remains that way). Entries may include one or both “colors.”

**3/9/2021-SPORTS**- Sports involve motion as well as emotion and entries should clearly reflect that. Sports can include professional or non-professional sports, youth sports, or personal sports (yoga, working out). Entries may include motion with motion blur or be static and could be solo or group sports. For this competition, video games, gambling, slot machines, etc. do not meet the definition.

**4/13/2021-WATER IN ALL ITS FORMS**- Images may depict ice, water or vapor, snow, rain such as waterfalls, icebergs, clouds, or rivers. Seascapes could be used so long as the water is the main focus of the image. Images in which the principal subject is water (anything from droplets to oceans), either stationary or in motion are valid. Although people in the image are acceptable, they should not be the dominant feature.

**5/11/2021-TREES**-Trees-Any image including a detail of a tree or a whole tree is acceptable so long as it is recognizable as a tree or part of a tree. The “hand of man” may be included so long as it is not the dominant element of the image. Products of trees such as paper and furniture do not qualify.

## **6/8/21-End of Year Party**

# November Judge:

**Mary Braman**

**NIH Camera Club**

**Tuesday November 10, 2020 Meeting on [zoom](#)**

**Competition Topic: Street Photography**

**(see next page for specific information and instructions )**

**Mary Braman** is a Baltimore-based photographer who shoots for her sanity. Her photographic style is simple, and her post-production work is minimal.

Mary used to travel extensively, and now she uses her photos to help her remember the thousands of wonderful things she has seen around the world. Her work has been featured in Baltimore at the Museum of Industry, three times in the annual Baltimore National Heritage Area calendar, and twice in the MPA Gallery Show exhibited at the Maryland State House of Representatives in Annapolis.

She has been learning the photographic medium for more than fifteen years, and her subjects include landscapes, nature, and people. Recently, she has been working on night shooting.

Mary is on the steering committee of the *Creative Exposure Baltimore* meetup, serves on the executive council of the *Maryland Photography Alliance*, and is a Certified MPA Judge.





## **The topic for our November 10 competition is Street Photography:**

See Page 15 for detailed description

You can submit up to 2 color digital images and 2 monochrome digital images to the competition. The deadline is Thursday November 5 at 11:59pm.

To submit your entries:

Login to the club website [[nihcameraclub.com](http://nihcameraclub.com)] to access the submission page.

Login under Members Area.

Then go to Members Area> Competitions> Competition Entry >Submit your images for COMPETITIONS here.

You will be redirected to the image submission site.

- Select your name from the list for 'Competition Submissions.'
- Enter your email address in the space provided.
- Select a competition date from the menu (either "November 10, 2020 - Color" or "November 10, 2020 - Monochrome" as appropriate.).
- Click the <Continue> button.
- Enter the title of the image in the text box and click the <Choose File> button to select your image.
- You will have to follow this procedure twice, once for your color entries and once for you monochrome entries

Image requirements:

Format:

- JPG required, colorspace sRGB preferred
- Maximum width is 1280 pixels; maximum height is 800 pixels. Images will be rejected if they do not conform to these parameters.
- You do not have to rename your files; that is done automatically.
- Do not use the following for the image title:
  - Equal sign (=)
  - Colon (:)
  - Semi-colon (;)
  - Question mark (?)
  - Single quotation marks (' or ')
  - Double quotation marks (" or ")



## NIH Camera Club 2020-21 Educational Opportunities


All Meetings will start at 7pm  
**zoom** link will be provided



November 17, 2020 -Toni Robinson  
A Journey Into The World of Compositing



December 19, 2021-Doug Wolters  
Two Approaches to Focus Stacking  
for Macro



January 19, 2021-Jim Turner  
Macro Photography

November 17, 7pm ([zoom](#) link will be provided)

Toni Robinson Presents:

## A Journey Into The World of Compositing

Toni Robinson has been exploring the world of compositing for almost 3 years, and, in her words, “it has been quite a journey. It is most definitely still in its very early stage, full of bumps, twists and turns, has been intimidating, challenging and above all fulfilling.” She will share her experiences, helpful hints for getting started, and images that are intended to provide a small glimpse into one person’s journey in this challenging use of the digital canvas.



All images ©Toni Robinson

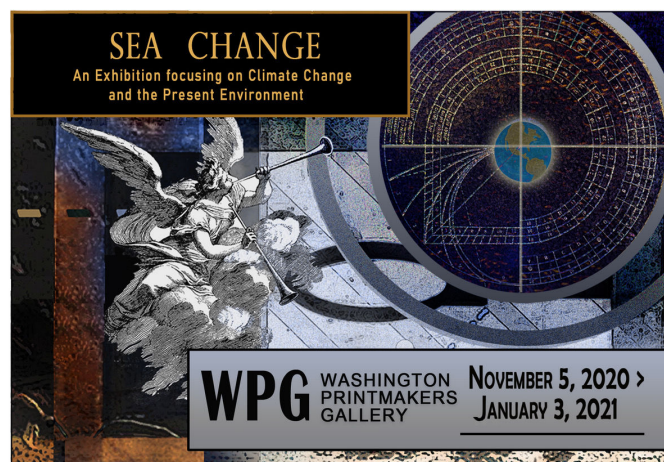
# NIH Camera Club Members Images in the News

**Karen Goldman** is pleased to let you know that she has been asked by Deborah Schindler, a member of the Washington Printmakers Gallery, to participate as a guest artist in the Gallery's exhibition, Sea Change. The Sea Change exhibit, which includes works by Gallery members and guests, focuses on climate change and the present environment.

Karen is contributing two images, "Hippos in Dried-Up Pool" and "Distressed Hippos in Drought," both taken in 2016 during a drought in the Serengeti, Tanzania. Hippopotamuses had congregated in a shrinking pool of water reduced to mud and the animals' waste. The degraded conditions and crowding are stressful for the hippos, and also harm fish and other water-dependent species. Droughts are becoming more frequent due to climate change.



The exhibition is on display online at [www.washingtonprintmakers.com](http://www.washingtonprintmakers.com), and also by appointment at the Gallery, 1641 Wisconsin Ave. NW, Washington DC, from November 5, 2020 – January 3, 2021.



**Nancy Axelrod** is pleased to report that two of my images were awarded Honorable Mention in the Grey Cube Gallery “Faces” online art show for October. Very few of the images selected were photographs. The images were chosen from entries from USA, Canada, Italy, Germany, Australia, United Kingdom, China, Brazil, Austria, Netherlands, Russia, Sweden, Malaysia, Taiwan, Poland, Norway, Spain, France, Japan, Puerto Rico, Costa Rica and Georgia. Link to Gallery: <https://greycubegallery.com/current-show/index.html>



White turban and mustache



Contemplative Clown

**Nancy Axelrod** is pleased to report that my image “Guard, reflecting” was selected to appear in the juried exhibition “Portals: Windows, Mirrors and Doors” in the PhotoPlace Gallery. It will appear on permanent display in the Online Gallery of the Photoplace Gallery and will be included in continuous loop projection in the gallery for the duration of the exhibition in the month of December.

The theme of the exhibit is: A portal can be an architectural feature (gate, window, doorway, mirror, tunnel) that frames or isolates or adds dimension to an image. In a fictional sense, a portal can become a magical doorway through time and space. Alone or in combination, they hold unlimited creative possibilities for photographers.

For “Portals: Windows, Mirrors, and Doors”, we're looking for images that use these devices in intriguing ways. All capture methods and processes are welcome.



# Better Query Saul Free Presets for Lightroom

## By Saul Pleeter



In previous BQS columns, I discussed presets, brushes and actions that essentially are shortcuts for adjustments to your photographs. Instead of starting the post-processing in Lightroom with sliders in neutral (middle) position, presets allow you a base or initial adjustment from which you can fine-tune your adjustments. For example, the first photo is almost straight out-of-camera (the only adjustment was to level the horizon)



I then went to my Presets panel and selected a preset called Blue Hour with the following result:



As can be seen in the right-hand panel of the screen shot below, almost all of the slider adjustments were changed:



There are many, many presets that are on-line for free. There also are free brushes and actions - but I will tackle those in another column. One set of presets that I like very much is from Serge Ramelli. His website is <https://www.photoserge.com/pl001a-free-toolbox>. Expect to provide your email address and receive some information about his classes and tutorials that he sells. The presets range from Basic, Black and White, Blue Hour, Golden Hour, and Sunset. To install these presets click on the plus (+) sign next to **Presets** in the Develop window, then choose add presets. Locate the presets that you want to import and click enter.

Another set of free **Presets** that I like is provided by ON1. Go to [ON1.com](https://www.on1.com), locate the Free Tab at the very top, go down to find **Free Presets and LUTs**. Basically, a **LUT (Look Up Table)** is like a Preset except that it adjusts a reduced set of parameters -color and tone. A **Preset**, typically adjusts a much wider range of image parameters, things like exposure, sharpening and vignetting. **LUTs** can boost colors, change moods, make subtle or dramatic changes in the appearance of your photos.

Some of the free **Presets** on the ON1 site are:

- Allrounder Presets by Shotkit
  - Film Landscape Starter Pack Presets by Contrastly
  - Landscape Vibrations Presets by Sleeklens
  - Winter Wonderland Presets by Contrastly
  - Grain and Film Presets by Contrastly
  - ON1 Kids Matte B&W Presets
  - Nicolesy's Matte Presets
  - Matt Kloskowskis Spotlight Presets
  - ON1 Signature Collection Presets Vol 1 & 2
- Under each of the above titles are a set of **Presets**.



Some of the free LUTs on the ON1 site:

Portraits

[Lutify.me](#) (color grading)

Moody

Lifestyle and Commercial

Landscapes

Black & White

Nature & Wildlife

Color Boost


There are many other photographers and software companies that offer free Presets, LUTS, Actions, and/or Brushes. If you email me with others that you have found to be useful, I can create a list on the NIHCC website that could be useful.

# Famous Photographers

## By Stephen Levitas

#54 October 2020

### David Goldblatt (1930-2018)



South African photographer David Goldblatt passed away just two years ago. Through the times of apartheid, he photographed the context and conditions that created apartheid, although not overt apartheid, leading his contemporaries to opine that he lacked commitment, whereas he felt he was pursuing the same goal, but more subtly. His work is represented in museum collections throughout the world; he has had major exhibitions; and he has published several books of documentary photographs.

See the Wikipedia article on Goldblatt here: [https://en.wikipedia.org/wiki/David\\_Goldblatt](https://en.wikipedia.org/wiki/David_Goldblatt).

Here is a link to an artists website, directly to Goldblatt's page, which has fine survey of his work: <https://art21.org/artist/david-goldblatt/>.

Here is some more detail from the Wikipedia article:

Throughout his years as a photographer, Goldblatt never saw himself as an artist, and he was uncomfortable being seen as one. Many agree that he was a **documentarian** more than he was an artist. Goldblatt had an innovative approach to documentary photography. *He made a life of photographing the issues that went beyond the events of apartheid and documented the conditions that led to them* [italics mine]. Goldblatt was never comfortable with the fine art world. He went to exhibition openings but secretly hated the attention they threw upon him. He got around the label of artist by simply calling himself a photographer. He said: "I am a self-appointed observer and critic of the society into which I was born, with a tendency to giving recognition to what is overlooked or unseen."

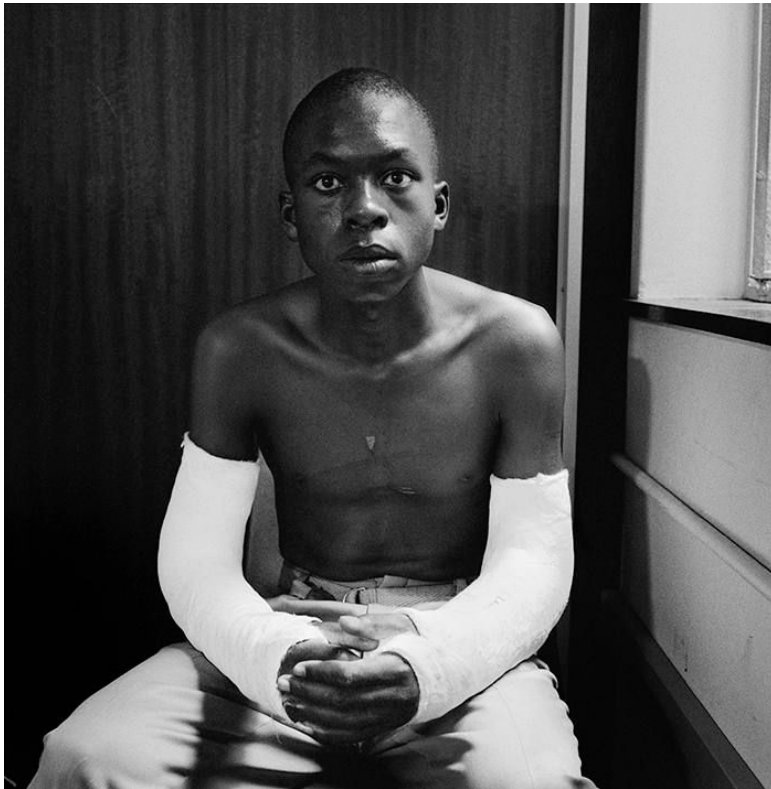
Goldblatt's photography was not obviously politically charged. He claimed he was not an activist, unlike the majority of his friends and other photographers during this time. He in turn was looked down upon and disrespected for not involving himself in activism, on which he commented: "I wasn't prepared to compromise what I regarded as my particular needs."

During Apartheid, Goldblatt in his work *The Transported of KwaNdebele* documented the excruciatingly long and uncomfortable twice-daily bus journeys of black workers who lived in the segregated "homelands" northeast of Pretoria. The conditions had not changed that much for workers by 2007: "The bulk of people who live there still have to travel to Pretoria by road. It's still a very long commute for them every day – two to eight hours. . . . It will take generations to undo the consequences of Apartheid."

In the work Goldblatt created during apartheid he never photographed in colour. Goldblatt observed that: "the use of colour during apartheid would have been inappropriate. It would have enhanced the beautiful and the personal, whereas black and white photographs . . . more effectively documented the external dramatic contradictions that defined this earlier period."

After apartheid, Goldblatt continued to photograph within South Africa, particularly its landscapes.

I cannot find the title or story of this image.



This poignant image speaks for itself. Note the excellent use of available side-lighting from the window.

This is an image of the rigors of commuting long distances on public transportation in order to get to/from work, when the races are drastically separated.



We have a chance here to see the image as shot, and a cropped version of a nearly identical shot. Which do you prefer to tell the burden of apartheid on commuting workers?

A tsotsi [street thug] with his draad (shortened wire for street fighting), 1388A, White City, Jabavu Soweto, September 1972.

Young man at home, White City, Jabavu, Soweto, 1972.



Here are two more images making use of side-lighting from open windows.

Note: The South African term, “tsotsi,” for street thug, was also the title of a 2005 film that won an Oscar for Best Foreign Film.

The NIH  
CAMERA  
CLUB



## Register on the NIHCC Website

Our Webmaster Jim Turner is working very hard to make our website awesome. If you haven't registered yet, please do! If you have any questions about the way things work, please feel free to e-mail Jim and he will be able to help you with the easy process.

<http://www.nihcameraclub.com>



## Silver Spring Camera Club

You might be interested to see what our sister club, the Silver Spring Camera Club, is up to! Here is a link to their site. They also publish a newsletter, Cable Release, and it is available here.

<http://www.sscphotography.org/>



A Proud Member of the



**Maryland  
Photography Alliance**

<https://www.mdphotoalliance.org/>

## Club Officers and Committees

**President:** Margaret Sprott

**Vice President:** Cathrine Sasek

**Secretary:** Gosia Klosek

**Treasurer:** Stan Collyer

**Program Chair:** VACANT

**Education, Workshop:** VACANT

**Field Trip Chair:** Maureen Gardner/Kathleen Blake

**Digital Czar(s):** Quentin A. Fisher, Dale Lewis

**Social Chair:** Suzanne Dater

**Membership Coordinator:** Karen Goldman

**Nominating Committee Chair:** Stan Collyer

**Communications Director:** VACANT

**PSA Rep:** Dick Sprott

**Mid Atlantic Photo Visions:** Ann McDermott

**Alternate:** John Norvell

**Travelogue Chair:** Cathrine Sasek

**Maryland Photography Alliance:** Diane Poole

**Editor:** Diane Poole

**Webmaster:** Jim Turner

**Web Address:** <http://www.nihcameraclub.com>

**This newsletter is published monthly by the National Institutes of Health Camera Club, Bethesda, MD.**



Complete membership form (find on the web site and attached to each newsletter or pick up at a meeting). Please note that you must be a member to compete in the monthly competitions.

Mail membership form and check to the Treasurer:

Stan Collyer 8817 Belmont Road Potomac, MD 20854 or submit at a regular meeting.

**You do not have to work at NIH to join the club.**

© NIH Camera Club and its Contributors.

**The contents of *Cameraderie* are copyrighted. No material herein may be reproduced in any manner without the written permission of the Editor or the material's author.**

## Meeting Location

**During Covid 19 times; Moving forward**

A ZOOM link will be sent a few days ahead of the meeting. You do not need a video cam to participate.



***Competition Night: Second Tuesday of the month***

## About Our Club

The purpose of the NIH Camera Club is to encourage its members to increase their knowledge, skills, and enjoyment of photography by holding meetings, classes, lectures, and demonstrations of the various phases of photography, and conducting workshops, photographic competitions, and other photography related activities. **Membership is open to all, not just NIH employees.**

Meetings are normally held on the second Tuesday of each month from September through June at 7:00 P.M. at the Five Star Premier Residences on Connecticut Avenue in Chevy Chase, MD. Special events will be held at The FAES Social and Academic Center 9101 Old Georgetown Road, Bethesda, MD 20814

# MEMBERSHIP APPLICATION and RENEWAL FORM

National Institutes of Health Camera Club (NIHCC)

Membership in the NIH Camera Club historically consisted of current and former NIH employees and their families. The club is now open to anyone who has an interest in photography. The Treasurer collects Camera Club dues by September.

DATE: \_\_\_\_\_

NAME: \_\_\_\_\_

HOME or WORK ADDRESS: \_\_\_\_\_

PHONE #: HOME \_\_\_\_\_ CELL \_\_\_\_\_ WORK \_\_\_\_\_

E-MAIL ADDRESS \_\_\_\_\_

\*\*\*\*\*

**FEES (please check the appropriate line(s)):**

\$\_\_ Single membership: \$40

\$\_\_ Family membership (Family members must live in same household):

2 family members: \$64      3 family members: \$88

TOTAL AMOUNT PAID \$\_\_\_\_\_ Cash\_\_ Check #\_\_\_\_\_

\*\*\*\*\*

**MAKE CHECKS PAYABLE TO: NIH Camera Club**

SEND TO: Stan Collyer, Treasurer  
8817 Belmart Road  
Potomac, MD 20854  
H-301-299-6955  
Email: [sccollier@aol.com](mailto:sccollier@aol.com)

\*\*\*\*\*

**Please indicate how you would like to be involved in NIH Camera Club activities:**

- |                                     |                         |
|-------------------------------------|-------------------------|
| ---Program Committee                | ---Membership Committee |
| ---Social Committee                 | ---Publicity Committee  |
| ---Field Trip Committee             | ---Newsletter Committee |
| ---Workshop and Education Committee | ---Website Committee    |

\*\*\*\*\*

\*\*\*

**WAIVER**

I hold the NIH Camera Club (NIHCC) and each member of NIHCC, individually and collectively, blameless for any injury that may occur to me or my guests, or my property while participating in any NIHCC activity or event.

\_\_\_\_\_

Print Name

\_\_\_\_\_

Signature

Date

June 2019